



HOW TO

Access Your Mobile Event App



ACCESS - APP STORE

The event is available through the EventMobi app for iPhone and Android. The event app can be directly accessed through the EventMobi app by visiting eventmobi.com/app/eventcode.

ACCESS - WEB BROWSER


The event's app is accessible on smartphones, tablets and laptops through a web browser like Safari, Chrome or Firefox. Simply enter the unique event code for the event. The event's organizers will be promoting this URL. Your Event App that is accessed via the supported web browsers not only load quickly with just a single URL, they also work offline.

BOOKMARK ON YOUR HOMESCREEN FOR ADDED CONVENIENCE

Just enter the event's URL in your preferred browser and save the app to your home screen. The following pages provide instructions on how to add an icon to your home screen based on device and browser.




HOW TO DOWNLOAD FROM App Stores



1. Visit eventmobi.com/app/eventcode
2. Tap the "Get The App" button
3. The app will automatically download from your app store and launch the event!



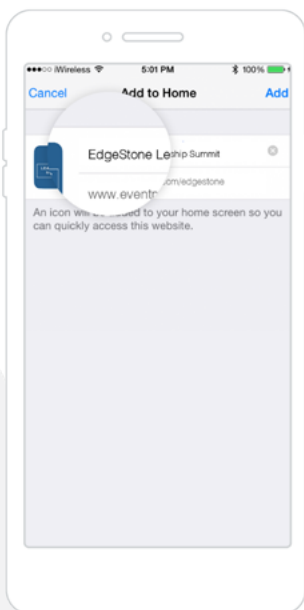
HOW TO INSTALL THE WEB APP ON iPad & iPhone



1. Enter the custom event URL (eventmobi.com/app/
eventcode), follow the instructions in the pop-up and
tap on the arrow icon.



2. Tap **Add to Home Screen**.



3. Name the Icon.




4. Tap on the icon on your home screen
to access the mobile event guide.

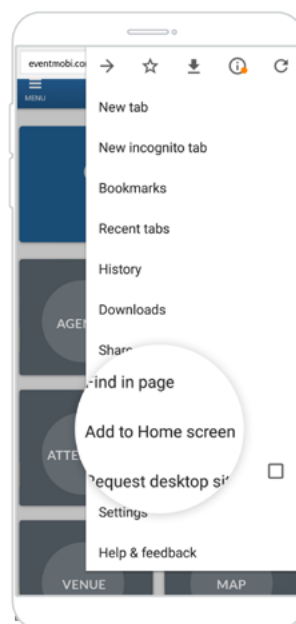


HOW TO INSTALL THE WEB APP ON

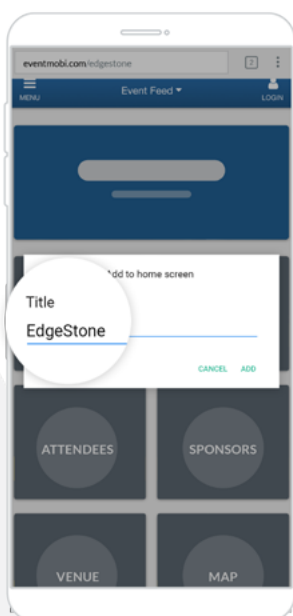
Android




1. In your Android browser, enter your custom event URL (eventmobi.com/app/eventcode) and tap the **Menu** button.



2. Select **Add to Home screen**.



3. Name the Icon.




4. Tap **Add**. The guide has been added to your list; tap on it to access it.

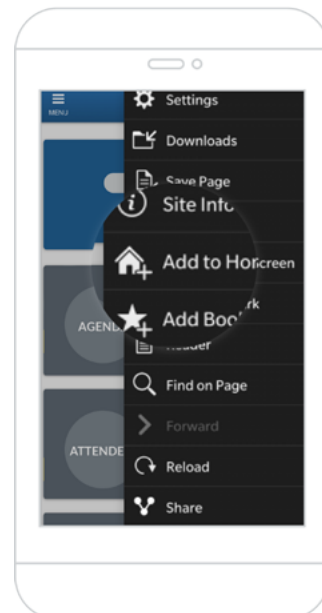


HOW TO INSTALL THE WEB APP ON

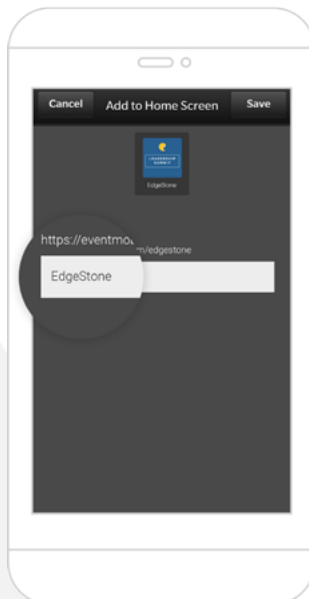
Blackberry



1. In your browser, enter the custom event URL (eventmobi.com/app/eventcode) and tap the **Menu** button.



2. Select **Add to Home Screen**.



3. Name the Icon.




4. Tap **Save**. The guide has been added to your list; tap on it to access it.

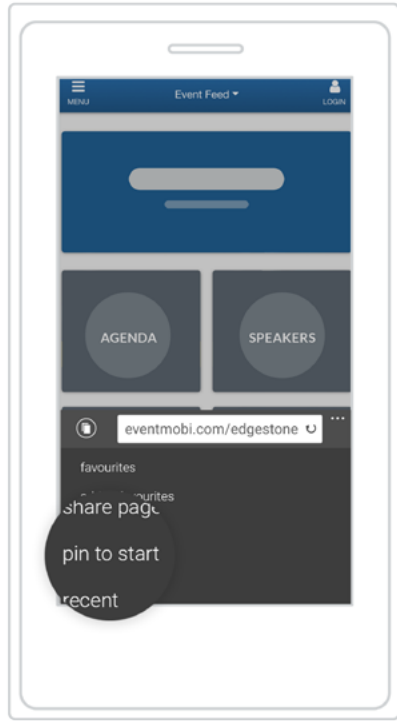


HOW TO INSTALL THE WEB APP ON

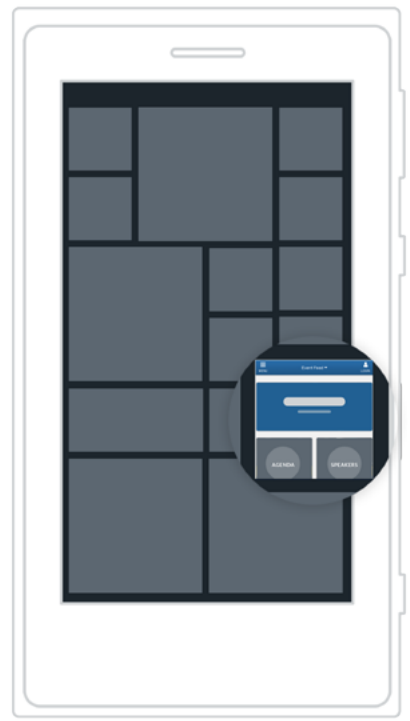
Windows



1. Enter the custom event URL within the browser (eventmobi.com/app/eventcode) and open the browser menu by tapping the **ellipses** icon.



2. Select **Pin to Start**.



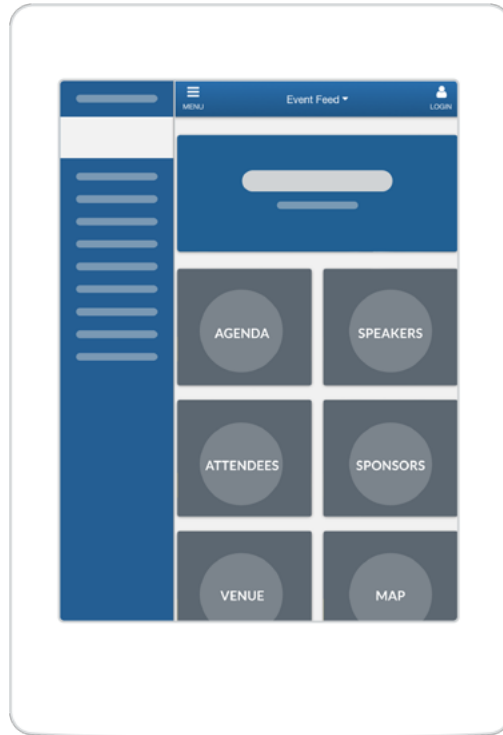
3. Tap the new pin to open the app from your start page.

Windows phones do not support our offline web version, but you can still add the app to your device's start page.



HOW TO INSTALL THE WEB APP ON

eReaders



1. Enter the custom event URL in the eReader browser (eventmobi.com/app/eventcode)

EventMobi works on all eReaders with a web browser such as Kindle and Kobo.